

# Administering and Scoring the Tests and Interpreting the Results

Anyone can score the TOSWRF provided he or she has done the following:

- read this section thoroughly or received special in-service training on scoring the test
- scored the ten scoring exercises provided in Appendix A. The scoring exercises in Appendix A are provided to ensure standardized scoring of the TOSWRF. A table with the correct scores for the sample forms can be found at the end of Appendix A. *Do not attempt to score the TOSWRF until your practice scores equal the correct scores.* If you do not understand why a particular example item was scored a certain way, review the scoring instructions provided later in this section.

## Eligibility Criteria

- Do not give the TOSWRF to students younger than 6 years 6 months (6-6) or older than 17 years 11 months (17-11).
- Do not score this test if the student:
  - does not correctly identify all of the practice items
  - has a noticeable motor problem that affects eye/hand coordination

## Administering the TOSWRF

To administer the TOSWRF Forms A and B for placement, you will need the following:

- The *Placement: Student Edition* booklets
- A stopwatch or a watch or clock with a second hand or a timer.

Students will need a sharp pencil or a pen.

Students are allowed exactly three minutes to complete each form. This test is usually administered to groups, but may be administered individually. Instructions that the examiners say out loud to students are printed in the next section.

## Group Administration

Use the following instructions for group administration.

**Step 1:** Before administering the test, print the two examples shown on page 3 in *Placement: Student Edition* on a chalkboard, dry-erase board, or overhead projector so the letters are clearly visible to the students being tested.

**Step 2:** Have students turn to page 3 in the *Placement: Student Edition* booklet. Check to see that students are on the correct page.

**Step 3:** Then say, **Do not turn the page until I tell you to.** Once all students have opened to the correct page say, **Look at the first row of words on the bottom of the page.** Hold up a student's booklet for the class to see and point to the first row of words labeled "Example 1." Then refer to the example rows printed on the chalkboard and say, **See how the word "in" stops here just before the word "yes" begins? Draw a line right between "in" and "yes."** Demonstrate this on the board by drawing a line between "in" and "yes" on the board. Say:

Now draw a line right between "yes" and "go." Pause. Next, draw a line between "go" and "me" and between "me" and "see." Finish the first example row on the board to demonstrate where the lines should go.

in|yes|go|me|see

Say: Remember, the line goes exactly where one word ends and the next starts. There are no extra letters between words. If you make a mistake, don't try to erase it. Just make a cross through the top of the wrong line and put a new line where you think it should go. Demonstrate this on the chalkboard by placing a mark in the middle of the word *yes* and then correcting it.

in|~~yes~~|go|me|see

Say: Now look at the next two rows of words on your form. These words are run together. Just like before, you should draw a line each time a word ends and a new word begins. Draw your lines clearly between the words and try not to touch any letters. If you make a mistake, be sure to make a cross through the top of the wrong line and draw another line where you think it should go. Now, do these two lines.

ofgoliketwobig/  
onheupyesget/

Check the work of each student being tested. If someone does not understand the task, instruct the student until he or she completely understands the task.

**Step 4:** Once the students have successfully completed the practice items, say: Now I want you to do some more like the ones you just did. Remember, if you draw the line in the right place, a real word will be on each side of the line with no extra letters between them. The line will be between two words. None of the words will be names of people. This time you will have three minutes to find as many words as you can. (Turn the next page in a student booklet and show the second page of the Student Record Form.) When I say "begin" you will start here, (point to upper left corner) and keep going to the end of the row. When you complete a row, go to the next one. Don't skip any rows, and don't draw a line at the beginning or end of the rows. If you don't see a word you know, keep going until you do see a word you know. Remember to work as fast as you can without making mistakes. If you do draw a line in the wrong place, don't try to erase it. Just put a cross

through the top of the wrong line (point to the previous example on the board) and draw a new line where you think it should go.

Say: **Now, turn the page.** Pause. **Begin.** Begin timing. After exactly three minutes, say: **Stop.**

Check the work of each student being tested. If someone did not understand the task, instruct the student until she or he completely understands the task. Then, administer Form B. Say: **Now I want you to do what you just did again.** (Turn the next page in a student booklet and show the next Student Record Form.) **When I say "begin" you will start here** (point to the upper left corner). **You will have three minutes to find as many words as you can.**

Say: **Now, turn the page.** Pause. **Begin.** Begin timing. After exactly three minutes, say: **Stop.**

### Individual Administration


Use the same instructions for individual administration as those for group administration. However, instead of writing the examples on a board, point to and demonstrate the examples in the *Placement: Student Edition* booklet.

### Scoring the TOSWRF

Scoring the TOSWRF is quick and easy.

If the student successfully completed all of the example items, do the following:

1. Begin scoring with the last row that was attempted by the student.
2. Go backward until you reach the point where the student correctly identified all of the words on two consecutive rows or until all words have been scored. Figure 1 shows two rows in which every word is correctly identified.
  - A word is correctly identified when a line is clearly drawn separating one word from another word.
  - Disregard any lines drawn before the first word on a row or after the last word on a row.



**Figure 1.** Student has correctly identified every word.

3. When the examiner, working backward from the end of the student's marking to the beginning of the test, reaches two consecutive correct rows, he or she stops scoring and the student is awarded 1 point each for all the possible words from that point to the beginning (whether the student identified them correctly or not). The student is also awarded 1 point for each actual word correctly identified in and after the two consecutive rows that were passed.

# Appendix B—TOSWRF and DRP® Scoring Keys

Number of Words in a Row	TOSWRF Form A	Cumulative Number of Words on Form
11	on at get trun car is fun blue big like back /	11
8	each much three zoo apple far fly would /	19
8	way under bird found egg lunch yard live /	27
9	stay girl cake of but pet room light very /	36
9	pull day ice olde eight large wolf key fix /	45
6	straight wild grew above swim trouble /	51
8	set drive quick kick roll bottle jolly sky /	59
7	few desert fault gaze press root crept /	66
7	leak judge hound tight built coach fresh /	73
7	breeze bulb awful mount elves birth wake /	80
7	swung mound rent guest gull bulge nurse /	87
7	sauce quilt navy murmur zero gravy kettle /	94
7	tiger council folk tuck plum jungler rhythm /	101
8	limb lily rove moth lung fuel dazzle mercy /	109
7	symbol bolt clench bluff hull germ thrive /	116
6	neglect nudge flesh lurch variety laurel /	122
7	drench pulse grief yacht quiz staff cycle /	129
7	ember bulk quarry counsel jury pelt film /	136
6	strict depth muzzle fudge fickle filter /	142
7	lure utter blunt vary reek gauge utilize /	149
7	jeer nymph gilt poach wield privacy frenzy /	156
7	molar lynch racial access gild jaunt surly /	163
6	ebb divulge gaiety staunch clique evolve /	169
7	envoy dirge delve bauble naive duct vigil /	176
7	girth foible feign auravogue taut defer /	183
7	fetter lewd lenient cyst hulk deter vie /	190
5	wreak communal duress precept elixir /	195
6	sully secular gird dub coerce guile /	201
5	epoch preclude pulsar vernacular quaff /	206
5	symposium raze imbue junction neophyte /	211
4	encomium fecund acquiesce jocund /	215
5	egress imbroglio cajole pecuniary facile /	220

Number of Words in a Row	TOSWRF Form B	Cumulative Number of Words on Form
11	seeheinmygogetdoupgreentwodress/	11
9	newflewletflytaketreebuyguessput/	20
9	overwhystaypeoplebagtryduckourall/	29
8	auntlunchsuncrycouldfiveprizehurry/	37
8	nightbygivecountcentpopkeptreal/	45
8	oakbuildemptyfullsentdeepablenut/	53
8	restwaghurtquietfoodkeyrivercomb/	61
8	freepoundaimnetrichserveagepurple/	69
7	dreweaglebullarrivepolestemfault/	76
7	yetsceneoilclubgiraffeagreepolar/	83
8	urgebuckobjectdullcreepateafrymop/	91
8	wigresultlickacreicysnarlhogeffect/	99
6	woundglueaffectpoemreflectboulder/	105
7	jugnervehuddlekeenvoteoosteryelp/	112
7	apefileclutchsnugenvythudmiracle/	119
8	dueoozehueewafflejestbazaarrigpelt/	127
8	yielddiaryimpgemcyclebaldslimliar/	135
8	vestouncelardreapnickarckilntrophy/	143
8	siegehubdetectwiltcuethreshsulklilt/	151
6	accessgaudyswivelpivotrelicverdict/	157
7	edibleprivacyirkerrfestivedulyrove/	164
4	staunchcliquephysiquedivulge/	168
6	slurcultnaivebaublehysteriaroster/	174
5	girthdeficientfeignensemblefoible/	179
6	bolsterfettercommuneglutviebier/	185
5	negligibleneuteressencelibelquibble/	190
4	precludepreceptvernacularjuncture/	194
5	tertiarysecularvolublepulsarguile/	199
6	duresssullywreakepochdubcoerce/	205
6	symposiumrazeimbuequaffgirdacquiesce/	211
5	egressfacileneophytecajolefecund/	216
4	encomiumpecuniaryimbrogliojocund/	220

## Test of Silent Word Reading Fluency

### Record of Scores


Form A		Form B		Average of Grade Equivalent for Forms A and B
Raw Score	Grade Equivalent	Raw Score	Grade Equivalent	
_____	_____	_____	_____	_____

### Student Responses

Example 1      in yes go me see


Example 2      ofgoliketwobig/  
onheupyesget/

When your teacher says to begin, turn the page and start the test.



onatgetruncarisfunbluebiglikeback/  
eachmuchthreethreeapplefarflywould/  
wayunderbirdfoundeggglunchyardlive/  
staygirlcakeofbutpetroomlightvery/  
pulldayiceoldeightlargewolfkeyfix/  
straightwildgrewaboveswimtrouble/  
setdrivequikkickrollbottlejollysky/  
fewdesertfaultgazeppressrootcrept/  
leakjudgehoundtightbuiltcoachfresh/  
breezbulbawfulmountelvesbirthwake/  
swungmoundrentguestgullbulgenurse/  
saucequiltnavymurmurzerogravykettle/  
tigercouncilfolktuckplumjunglerhythm/  
limblilyrovemothlungfueldazzlemercy/  
symbolboltclenchbluffhullgermthrive/  
neglectnudgefleshlurchvarietylaurel/  
drenchpulsegrieffyachtquizstaffcycle/  
emberbulkquarrycounseljurypeltfilm/  
strictdepthmuzzlefudgeficklefilter/  
lureutterbluntvaryreekgaugeutilize/  
jeernymphgiltpoachwieldprivacyfrenzy/  
molarlynchracialaccessgildjauntsurly/  
ebbdivulgegaietystaunchcliqueevolve/  
envoydirgedelvebaublenaiveductvigil/  
girthfoiblefeignauravoguetautdefer/  
fetterlewdlenientcysthulkdetervie/  
wreakcommunalduresspreceptelixir/  
sullyseculargirddubcoerceguile/  
epochprecludepulsarvernacularquaff/  
symposiumrazeimbuejunctioneophyte/  
encomiumfecundacquiescejocund/  
egressimbrogliocajolepecuniaryfacile/





seeheinmygogetdoupgreentwodress/  
newflewletflytaketreebuyguessput/  
overwhystaypeoplebagtryduckourall/  
auntlunchsuncrycouldfiveprizehurry/  
nightbygivecountcentpopkeptreal/  
oakbuilddemptyfullsentdeepablenut/  
restwaghurtquietfoodkeyrivercomb/  
freepoundaimnetrichserveagepurple/  
dreweaglebullarrivepolestemfault/  
yetsceneoilclubgiraffeagreepolar/  
urgebuckobjectdullcreepteaafrymop/  
wigresultlickacreicysnarlhogeffect/  
woundglueaffectpoemreflectboulder/  
jugnervehuddlekeenvoteoosteryelp/  
apefileclutchsnugenvythumbmiracle/  
dueoozehuewafflejestbazaarrigpelt/  
yielddiaryimpgemcyclebalddslimliar/  
vestouncelardreapnickarckilntrophy/  
siegehubdetectwiltcuethreshsulklilt/  
accessgaudyswivelpivotrelicverdict/  
edibleprivacyirkerrfestivedulyrove/  
staunchcliquephysiquedivulge/  
slurcultnaivebaublehysteriaroster/  
girthdeficientfeignensemblefoible/  
bolsterfettercommuneglutviebier/  
negligibleneuteressencelibelquibble/  
precludepreceptvernacularjuncture/  
tertiarysecularvolublepulsarguile/  
duresssullywreakepochdubcoerce/  
symposiumrazeimbuequaaffgirdacquiesce/  
egressfacileneophytecajolefecund/  
encomiumpecuniaryimbrogliojocund/

